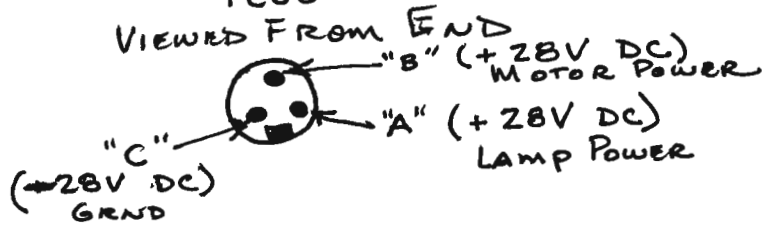
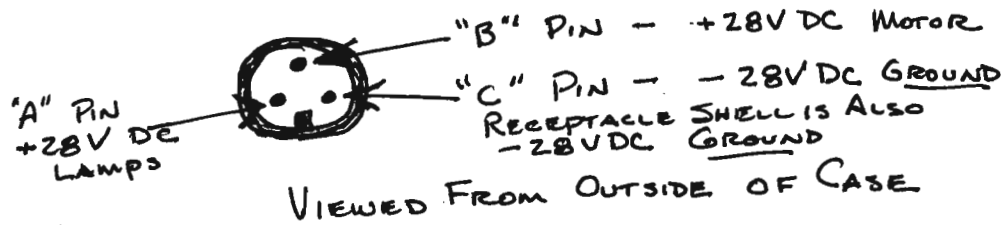


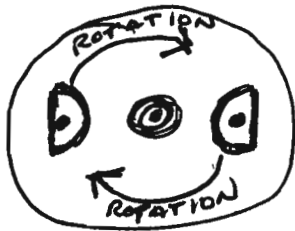
CANON ROT BEACON
PLUG (ACFT WIRING)



CANON ROT BEACON
RECEPTACLE (ON BEACON HOUSING)



WHEN +28VDC IS APPLIED TO
PROPERLY WIRED MOTOR, THE
ROTATING LIGHT ASSEMBLY
ROTATES CLOCKWISE WHEN
VIEWED FROM THE GLASS GLOBE
END OF THE ROTATING BEACON:

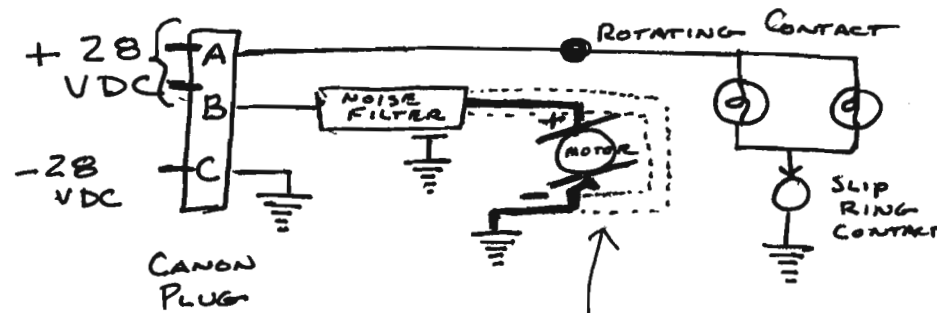


END VIEW, LOOKING AT RED LENS
(GLOBE)

ROTATING BEACON
(GRIMES)

MS25277-1 28V DC

INTERNAL WIRING SCHEMATIC



(BRAIDED SHIELD OF
CONDUCTOR FROM
CONDENSATOR
IS THE
NEGATIVE
(-) SIDE
FOR THE
MOTOR)